

**YVONNE ARNAUD THEATRE MILL STUDIO, TECH SPEC**

**There is a fixed lighting rig here at the Mill Studio.**

Please send your technical rider and lighting notes from the studio plan on page 5 prior to your arrival.

The control position is at the back of the studio.  
It is possible for one technician to operate both lighting and sound.

Any questions please email: lcheal@yvonne-arnaud.co.uk or 01483 40077

Below is a list of the equipment currently in the studio theatre:

**LIGHTING**

1	ETC Element Desk
8	6 Channel Dimmer Racks (48 Dimmers)
12	Source 4 JR Zooms 25/50 (575W)
8	Prelude 16/30 (650w)
8	Prelude 28/40 (650w)
12	Selecon Acclaim Fresnels (650w)
10	PAR 64 (1000w – EXG)
10	ProLight Studio COB (RGB)
VARIOUS	Grelcos
	Lengths of TRS
	13A extensions, 4 ways and double extensions
	Working Lights

Please see page 5 for generic rig plan

**POWER**

There is one 32Amp 3-phase power outlet for touring equipment. This is located upstage left next to the dimmers backstage.

**SOUND**

Soundcraft Si Expression Sound Desk		1	Shure SM58 Microphone
2	EMS81 X Loudspeaker (PA)	2	Minidisc Players
2	EMS61 Loudspeaker	2	CD Players
1	EM112 Sub Speaker (PA)		PC Balance Box
1	Inter M 2075 Amp		8-way Multicore runs FOH to USR
3	Yamaha P5000S Amplifier (PA)		Various Sound Cables & Adapters

**STAGE DIMENSIONS**

Setting Line to Pillars	4.4m		Inside Edge Pillar to Pillar	2.3m
Stage Right wall to Pillar	2.7m		Stage Left Wall to Pillar	2.7m
Stage Width	10.13m		Setting Line to Full Blacks	4.4m
Setting Line to Front Seat	1m		Grid Height	3.7m

**OTHER STAGE EQUIPMENT**

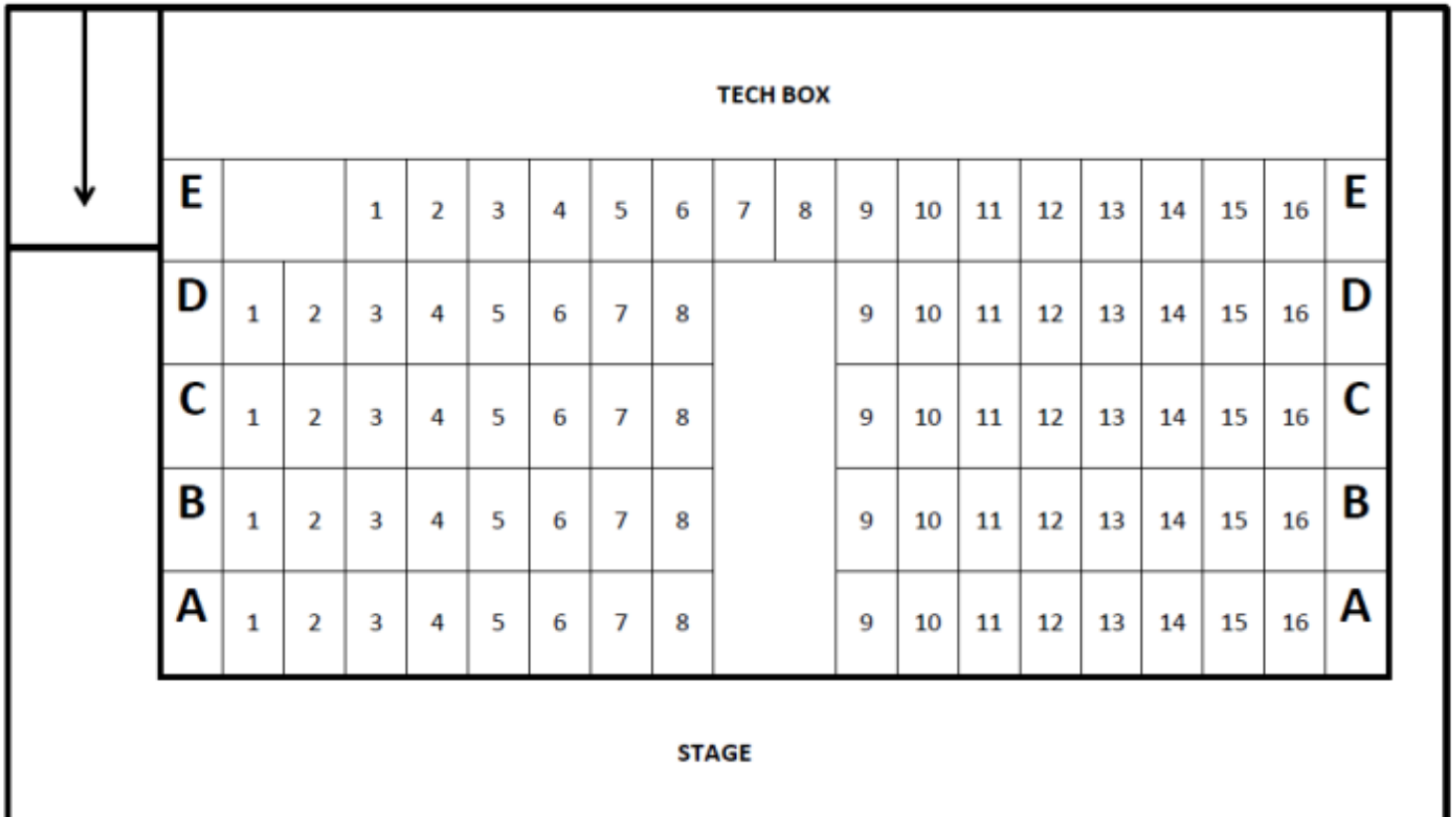
Masking			Various	
2	3m X 1.8m Flats		Braces	Soft Masking
2	3.6m X 1.2m Flats		Weights	Black Masking Flats

We also have a small prop, furniture and costume store based at the theatre.  
Please enquire for further details.

**AUDITORIUM**

Raked seating of 80 seats (78 for sale, house seats are E1, E2) available in various formats  
however, normally is seated in End On format.

**THE MILL STUDIO SEATING PLAN**



The studio is fitted with a Sennheiser infrared hearing aid system.

Please ensure that all props, scenery and anything that needs painting to be done before the get-in day.

The studio floor is a black sprung ballet dance floor and may **not** be painted or screwed into, you can screw into the pillars if need be.

**Please note there are no communication systems in the mill studio.**

There is show relay to each dressing room, which would be able to hear announcements from the tech box

## **DRESSING ROOMS**

The Studio has 3 dressing rooms, both located on the first floor to the rear of the studio. Access to backstage is via a spiral staircase. There is a small green room area located by the dressing rooms.

## **FIRE REGULATIONS IN THE MILL STUDIO**

Due to the age and the nature of materials used to build The Mill Studio we ask that you co-operate with the following:

All sets and furniture should be Fire Retardant – either inherently flame retardant wood or material treated with flame bar before that get-in day.

**N.B: You cannot flame retard Skin Ply with flame bar – All Ply must be Class 1.  
There is no need to flame bar any wood over one inch in thickness - this is automatically considered to be flame retardant for use in theatre.**

There is **STRICTLY NO SMOKING.**

Pyrotechnics **cannot** be used in this studio

**No SMOKE or HAZE machines are permitted in The Mill Studio – Due to being a listed building.**

**If the Fire Alarm goes off – House lights will come up and we will evacuate the studio and make way to evacuation point which is the front of Debenhams.**

**PARKING MAP OF GUILDFORD**

There is no parking at The Mill Studio. You may temporarily leave any vehicles outside the load-in doors for, but only for the Get-In. The nearest car park is Millbrook pay and display, just a couple minutes' walk away. Vans up to 3.5T can be parked there. This car park is £1.30 per hour until 18:00 then £1 from 18:00 – 22:00. This car park is open 08:00 – 22:00 Mon-Sat and 11:00 – 22:00 Sunday where its £1.50 per hour.

**MAP OF GUILDFORD**

Guildford Train Station, yellow route is the quickest route from the mill studio

The Friary Guildford

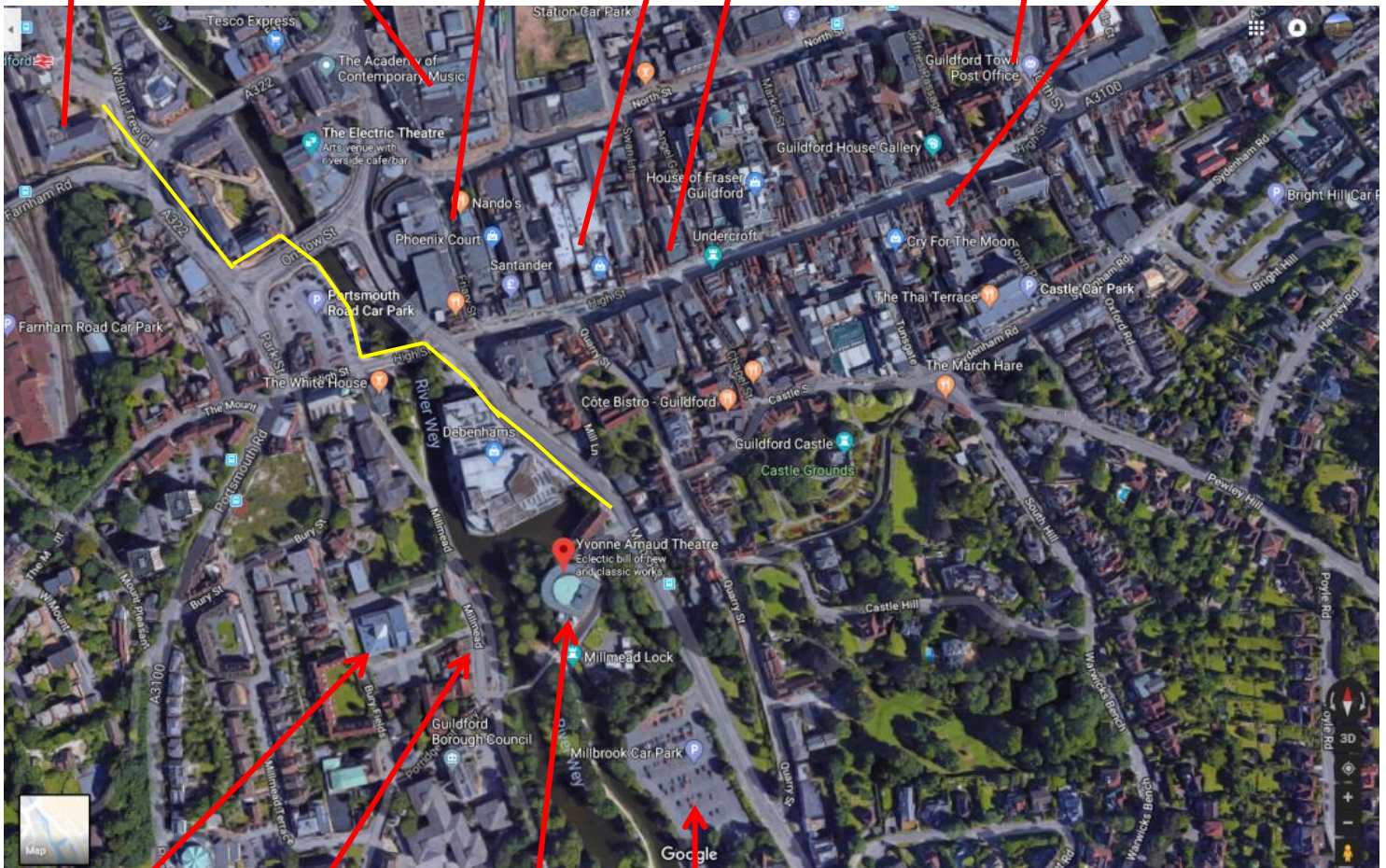
Lots of Restaurants on this street

Marks and Spencer's

Post Office

Boots

Sainsbury's



Millbrook Car Park

Theatre Pub  
The Britannia

**Yvonne Arnaud Theatre,  
The Mill Studio**

Millmead Car Park  
Max stay 2 Hours - £3.20

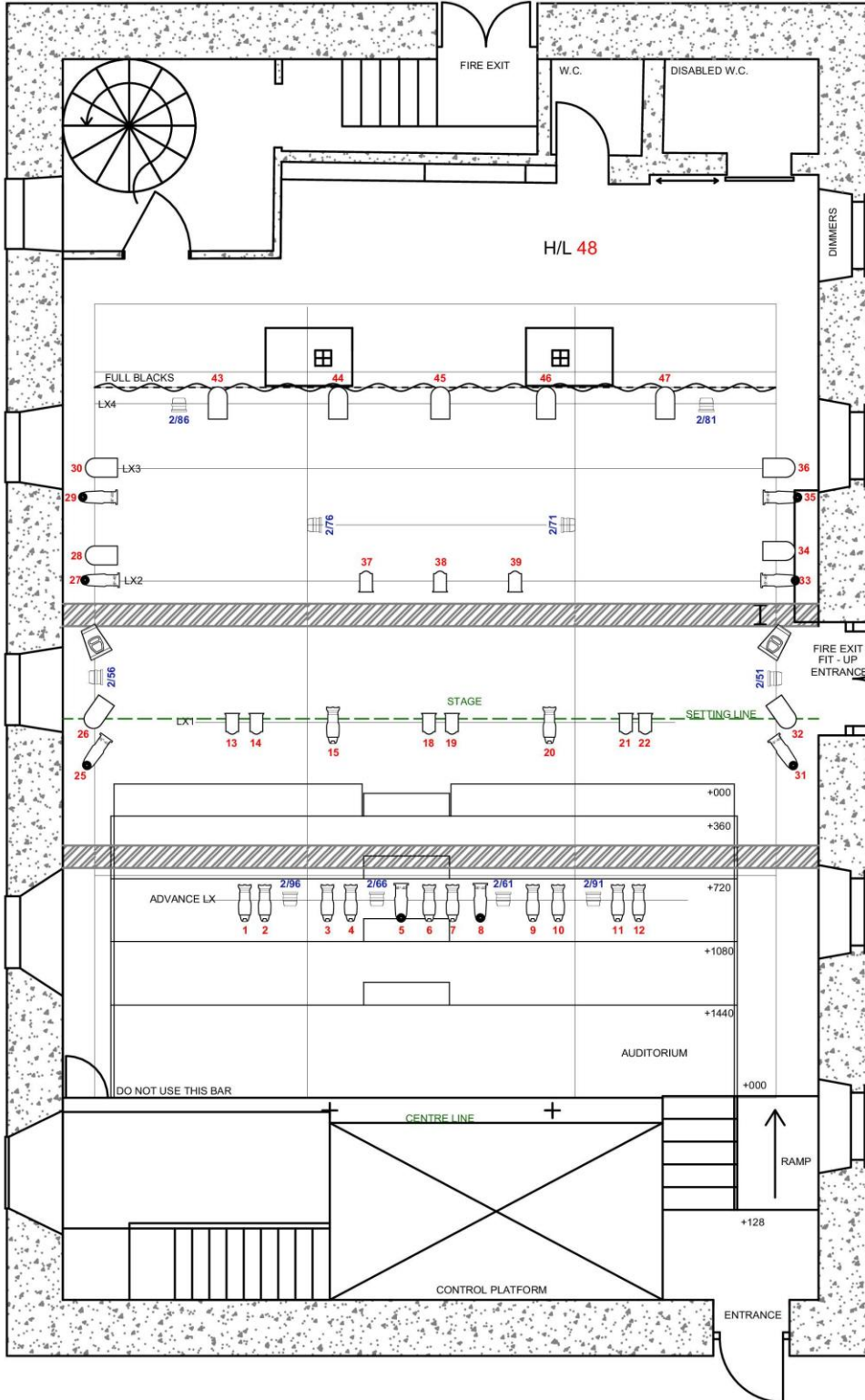
**GENERIC RIG**

Vectorworks Educational Version

**The Mill Studio Rig 2023**

Scale 1:75 on A4

**MILL STUDIO**  
AT THE YVONNE ARNAUD THEATRE



Setting Line to Pillars	4.4m
Stage Width	10.13m
Setting Line to Front Seat	1m
Inside Pillar to Pillar	2.3m
Setting Line to Full Blacks	4.4m
Grid Height	3.7m
Wall to outside edge of pillars	2.7m

**Instruments**

- Pro Light Studio Cob (RGB)
- Par 64 (EXG)
- Selecon Acclaim Fresnel
- Prelude 16/30
- Prelude 28/40
- Source 4 Jr Zoom 25/50
- CCT Minuette Fresnel

**Legend**

- Purpose
- Color
- Gobc 1
- Dimmer Channel

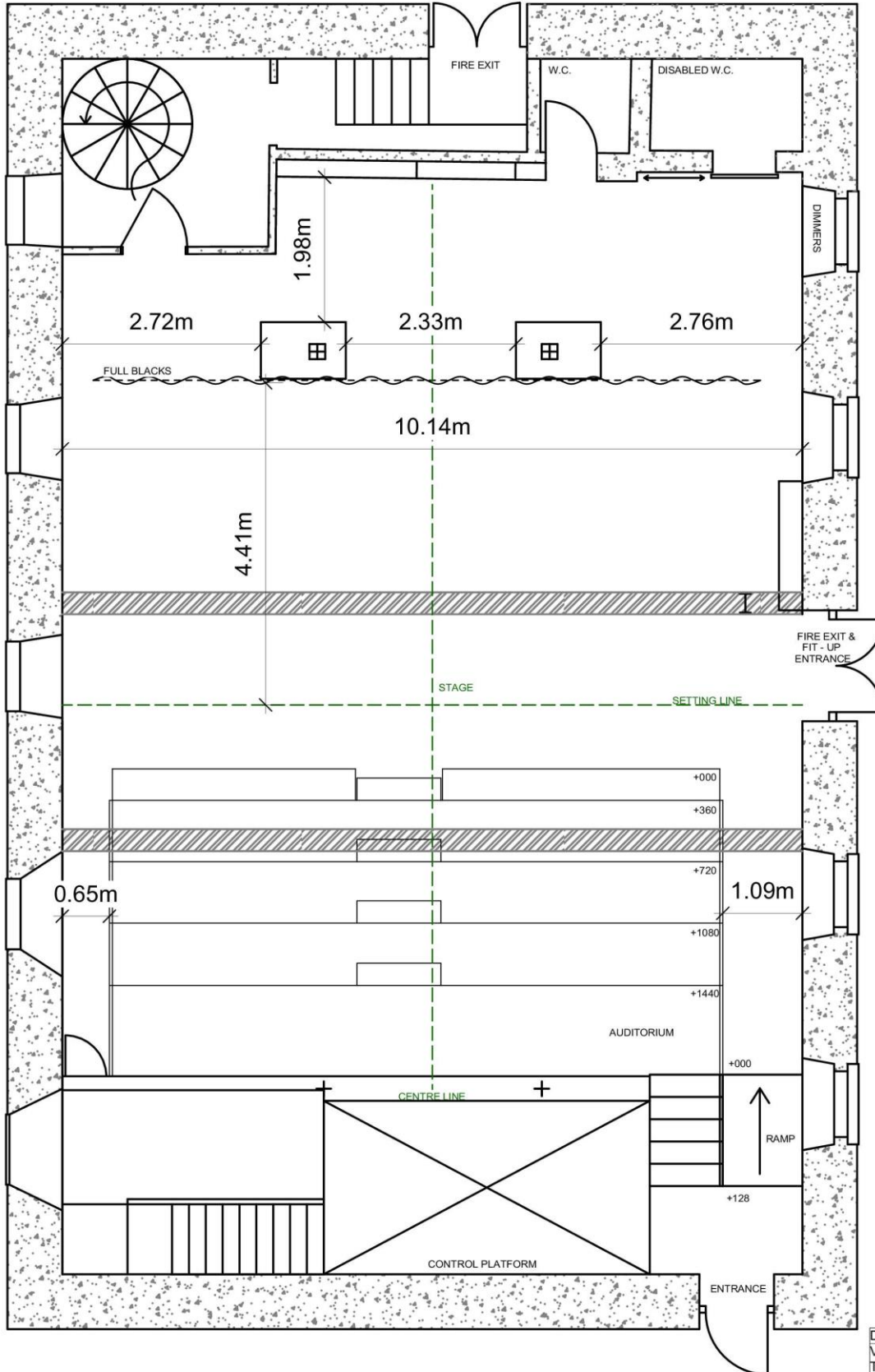
Drawn by: Al Tombs  
Venue: Mill Studio, Yvonne Arnaud Theatre  
Date: January 2023  
Scale: 1/75

Vectorworks Educational Version

**GROUND PLAN**

**The Mill Studio 2023**

Scale 1:75 on A4



Setting Line to Pillars	4.4m
Stage Width	10.13m
Setting Line to Front Seat	1m
Inside Pillar to Pillar	2.3m
Setting Line to Full Blacks	4.4m
Grid Height	3.7m
Wall to outside edge of pillars	2.7m

Drawn by: Jacob Moore  
Venue: Mill Studio, Yvonne Arnaud Theatre  
Date: February 2023  
Scale: 1/75

## FIRE EVACUATION FOR CAST/CREW/CHAPERONES

During a production in the Mill Studio, if the fire alarm sounds we evacuate immediately.

When you hear the fire alarm sound, the show will stop, houselights will come on and an usher will make a speech. We then shall evacuate Cast and Audience.

When upstairs (depending on where the fire is) either exit through the spiral staircase OR go past marketing through to the foyer and exit via there.

